

Safety Relay Board FGR 55 - 10

Universal DIN-Rail Mount Board with one force guided relay

Wiring Diagrams for **FGR55** with **H-464/4** Relay

Installation Remarks

- Turn off all power supplies before any installation work
- Be aware of all safety rules and guidelines of OSHA and other associations as they apply.
- Installer and/or operator must be a qualified professional.
- Do not demount the unit or remove any wires while relay operates.
- Conductor cross section 0.08 to 2.5 mm² (AWG 28 to 14)

Dimensions

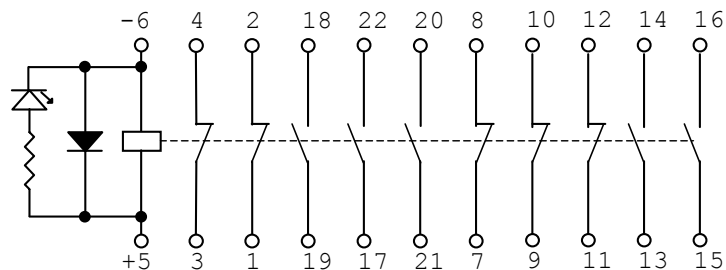
Width: 75.30 mm (2.96 inch)
 Length: 125.20 mm (4.93 inch)
 Height: 88.10 mm (3.47 inch)

For conversion:

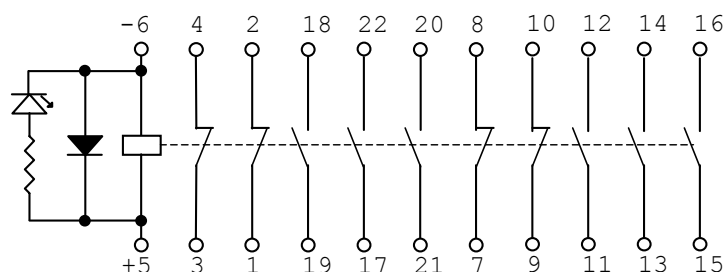
1 mm = 0.03937 inch
 1 inch = 25.40 mm



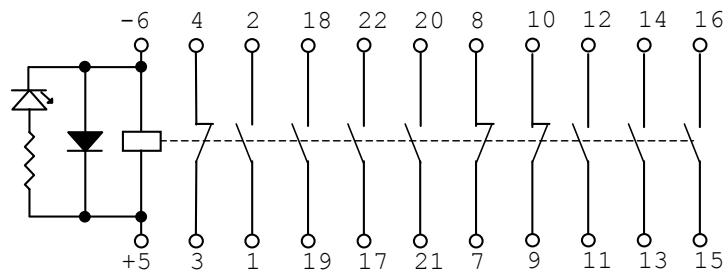
FGR55-024-640HS



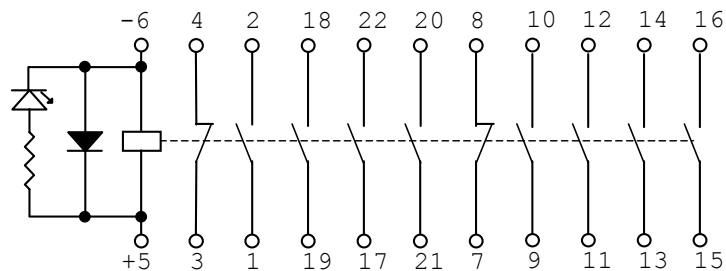
Wiring Diagram 550: 5NO/5NC



Wiring Diagram 640: 6NO/4NC



Wiring Diagram 730: 7NO/3NC



Wiring Diagram 820: 8NO/2NC